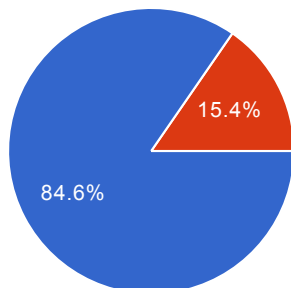


# 13 responses

[View all responses](#)   [Publish analytics](#)

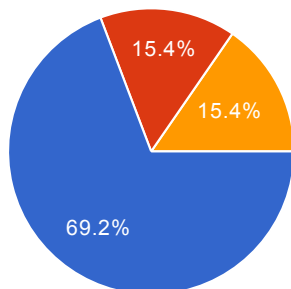
## Summary

### 1. This course was well organized.



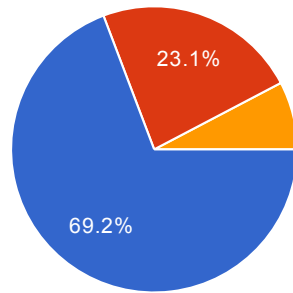
a - very consistently	11	84.6%
b - most of the time	2	15.4%
c - some of the time	0	0%
d - infrequently	0	0%
e - rarely if ever	0	0%

### 2. The course content was meaningful.



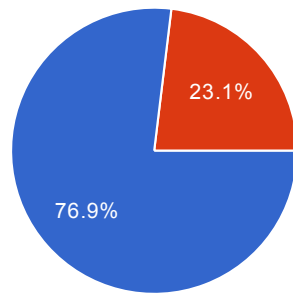
a - very consistently	9	69.2%
b - most of the time	2	15.4%
c - some of the time	2	15.4%
d - infrequently	0	0%
e - rarely if ever	0	0%

### 3. Assignments contributed to my understanding of the subject.



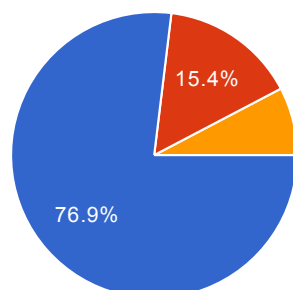
a - very consistently	<b>9</b>	69.2%
b - most of the time	<b>3</b>	23.1%
c - some of the time	<b>1</b>	7.7%
d - infrequently	<b>0</b>	0%
e - rarely if ever	<b>0</b>	0%

### 4. Exams and/or assignments were fair and reasonable.



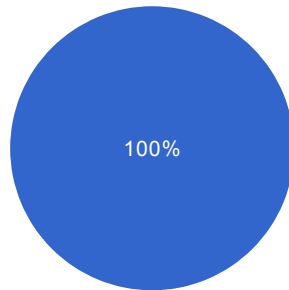
a - very consistently	<b>10</b>	76.9%
b - most of the time	<b>3</b>	23.1%
c - some of the time	<b>0</b>	0%
d - infrequently	<b>0</b>	0%
e - rarely if ever	<b>0</b>	0%

### 5. The instructor's presentations clarified course materials.



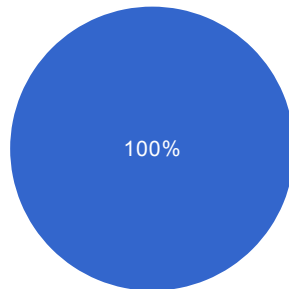
a - very consistently	<b>10</b>	76.9%
b - most of the time	<b>2</b>	15.4%
c - some of the time	<b>1</b>	7.7%
d - infrequently	<b>0</b>	0%
e - rarely if ever	<b>0</b>	0%

### 6. The instructor was well prepared for class.

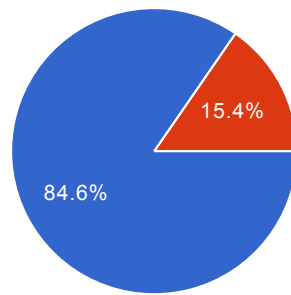


a - very consistently	<b>13</b>	100%
b - most of the time	<b>0</b>	0%
c - some of the time	<b>0</b>	0%
d - infrequently	<b>0</b>	0%
e - rarely if ever	<b>0</b>	0%

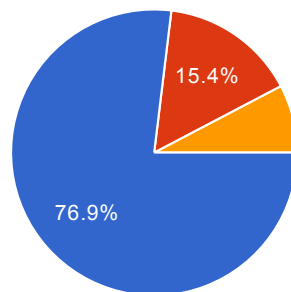
### 7. The instructor taught with enthusiasm.



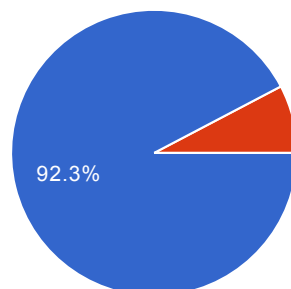
a - very consistently	<b>13</b>	100%
b - most of the time	<b>0</b>	0%
c - some of the time	<b>0</b>	0%
d - infrequently	<b>0</b>	0%
e - rarely if ever	<b>0</b>	0%

**8. The instructor was an effective teacher.**

a - very consistently	<b>11</b>	84.6%
b - most of the time	<b>2</b>	15.4%
c - some of the time	<b>0</b>	0%
d - infrequently	<b>0</b>	0%
e - rarely if ever	<b>0</b>	0%

**9. The instructor was available to students outside of class.**

a - very consistently	<b>10</b>	76.9%
b - most of the time	<b>2</b>	15.4%
c - some of the time	<b>1</b>	7.7%
d - infrequently	<b>0</b>	0%
e - rarely if ever	<b>0</b>	0%

**10. The instructor was respectful of students and student needs.**

a - very consistently	12	92.3%
b - most of the time	1	7.7%
c - some of the time	0	0%
d - infrequently	0	0%
e - rarely if ever	0	0%

**What aspects of the course were most effective? (Lectures, instruction, readings, papers, exams - list as many as needed and please explain why)**

Paul's lecture on presentations was AMAZING. So useful.

Lectures about creating graphs using excel

instructions/feedback on capstone work

Creating visual representations of data.

I liked that we had to submit 2 drafts for our capstones.

Readings were actually extremely helpful for me in this class. They provided insight into what should be included in my paper and how to write each section. Class time was also helpful to walk through my steps and thought processes with my peers.

**Feel free to share any additional comments:**

Paul was a great professor!

Extremely clear and helpful with course work and assignments.

I wish we spent more time talking about the actual capstone, the posters, etc. We definitely didn't get the same information as the other section, and I actually asked my friends in Susan's section to send their handouts to me...

I just wished that there were more open office hours that I could drop by and ask some questions.

Next year, I think there needs to be a little more consistency between the capstone courses...being in the mixed methods course I feel that sometimes we did not get the same messages the other classes did. Additionally, I know it might be a pain, but I think everyone should have to do the long form IRB because publishing on scholar works is easy to do and should be a requirement...also, having worked with another institution, I couldn't share my capstone with them because I only did the short form. No one ever expressed that to me.

**Number of daily responses**

